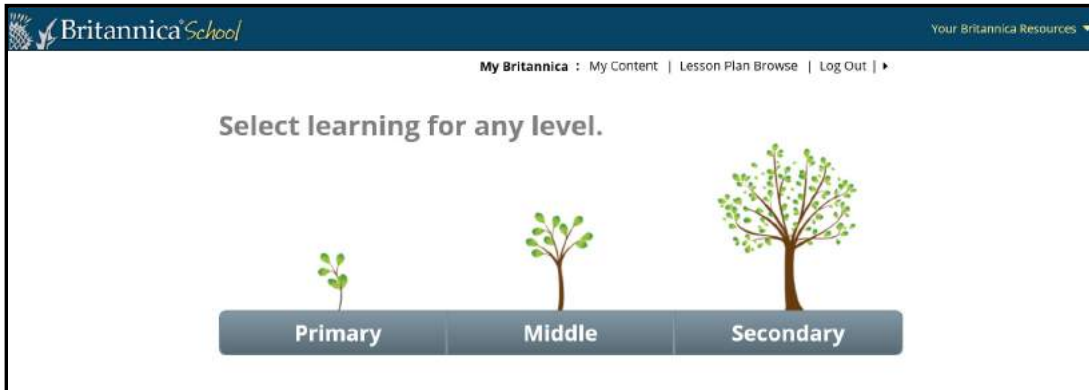


Welcome to Britannica School
school.ebonline.co.nz

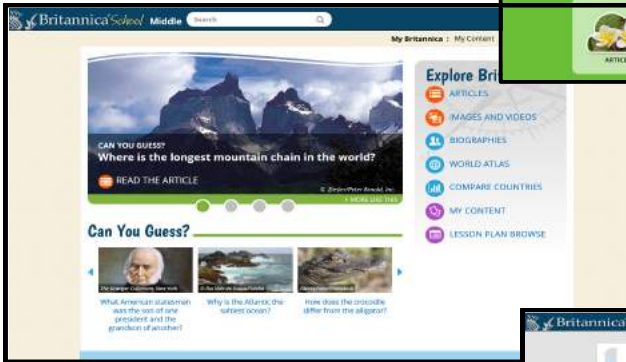
Three learning levels to choose from



PRIMARY



MIDDLE



SECONDARY



Free Online Training for
Subscribers!

K-12 Search Results for All Students

The screenshot shows the search results for 'plant' on the Britannica School Middle website. At the top, there are navigation links for 'Students', 'Educators', and 'Help'. Below the search bar, there are three tabs for 'Level 1', 'Level 2', and 'Level 3'. A callout box points to these tabs with the text: 'Select articles at different reading levels! Select Level 1 for Primary School, Level 2 for Middle School, Level 3 for High School, or all 3.' The main content area displays several article snippets, including 'diseases of plants' and 'extinct plants'. On the left side, there is a vertical menu with icons for 'ARTICLES', 'IMAGES', 'VIDEOS', 'DICTIONARY', 'EBSCO JOURNALS', 'WEB'S BEST SITES', and 'PRIMARY SOURCES / E-BOOKS'. At the top right, there are links for 'My Britannica', 'My Content', 'Lesson Plan Browse', and 'Log Out'.

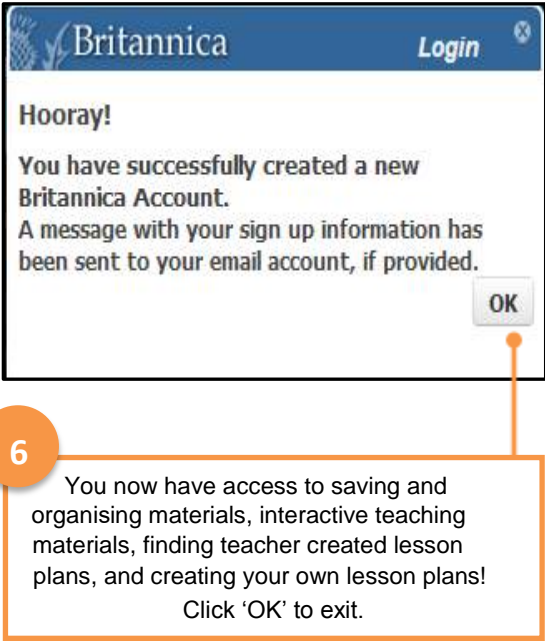
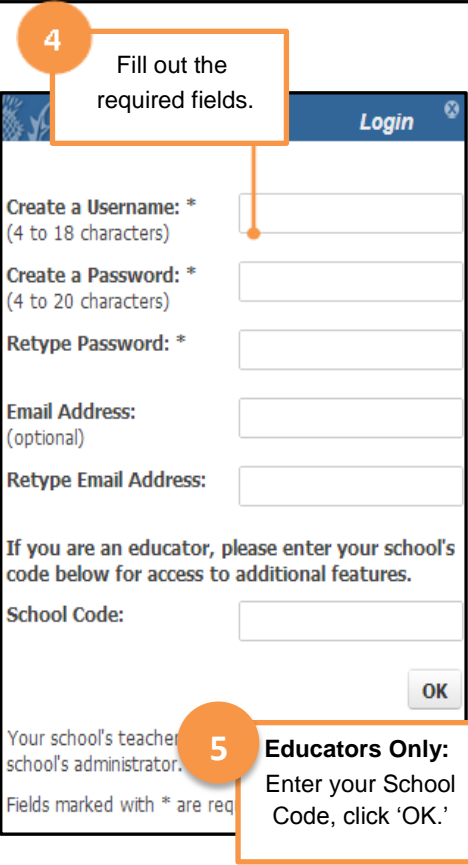
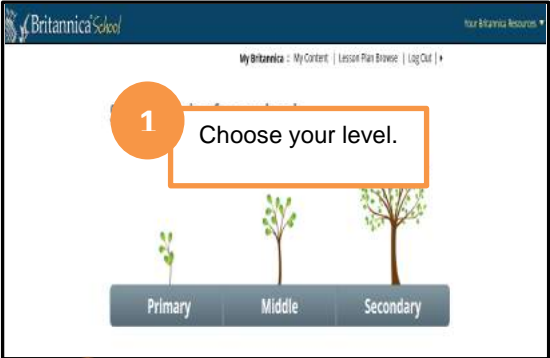
Article Features

The screenshot shows the full article page for 'plant' on the Britannica School Middle website. The article title is 'plant' and it is categorized as an 'Article'. There are tabs for 'Images & Videos', 'Related', and 'Teacher'. A callout box points to the 'Related' tab with the text: 'View article information, multimedia, related articles, and curriculum codes.' Another callout box points to the 'Teacher' tab with the text: 'Students can jump to different reading levels within the article.' The article content includes an introduction, a video player, and sections for 'Uses of Plants' and 'Food'. At the top right, there are navigation links for 'Students', 'Educators', and 'Help'. Below the article, there are several utility buttons: 'Save content', 'Print', 'Email', 'Cite', 'Translate', 'Listen', 'Increase font', and 'Decrease font'. At the bottom, there is a row of icons for 'Save content', 'Print', 'Email', 'Cite', 'Translate', 'Listen', 'Increase font', and 'Decrease font'.

Save content	Print	Email	Cite	Translate	Listen	Increase font	Decrease font

My Britannica for Students and Teachers

My Britannica' provides users a quick and easy way to collect and share materials including articles, images, and videos. Whether you are planning a lesson or just need quick access to important information, you can log into 'My Britannica' from school, home, or the library.



My Britannica – Resource Packs

Resource Packs are a great way to collect and organise Britannica School content around any topic of your choice! Try using them to support classroom discussions, or as starting points for inquiry or research projects.

Once you have created your 'My Britannica' account, you can create resource packs! Simply click on the green button and enter the name of your resource pack.

Add content to your resource pack by clicking on the star in the search results OR content tool bar. Add to an existing resource pack or create a new one.

Share your Resource Packs

Edit your pack and add your own documents.

Add notes and share your pack with students and teachers.

Build and Share Lesson Plans

Teachers can convert any resource pack to a Lesson Plan.

An easy - to - follow format makes it a snap to create and share lessons using Britannica School.

Aligned to New Zealand Curriculum Codes

Click on 'Educators' to find the link to the curriculum standards.

Plug in the standard type, grade level, and subject area to find Britannica resources that align with your needs.

Curriculum Standards correlated to "cell"

STANDARD TYPE
New Zealand Curriculum Standards

STANDARD
New Zealand Curriculum Standards

SUBJECT
Choose a Subject...

YEAR
Year...

Year 9

SCIENCE

NZ.2. — Living world (Level 5)

2.1. — Life processes - Students will:

2.1.2. — Describe the organisation of life at the cellular level.

ENGLISH

NZ.1. — Listening, reading, and viewing (Level 5)

1.1. — Processes and strategies - Students will:

1.1.1. — Integrate sources of information, processes, and strategies purposefully and confidently to identify, form, and express increasingly sophisticated ideas.

1.1.1.4. — Selects and uses appropriate processing and comprehension strategies with confidence

1.2. — Purposes and audiences - By using these processes and strategies when listening, reading, or viewing, students will:

1.2.1. — Show an understanding of how texts are shaped for different purposes and audiences.

1.2.1.3. — Evaluates the reliability and usefulness of texts with confidence.

1.3. — Ideas - By using these processes and strategies when listening, reading, or viewing, students will:

1.3.1. — Show an understanding of ideas within, across, and beyond texts.

